ZONE	SYMBOL	REVISION	APPROVAL	DATE
C1	Ⓐ	$0.1^{+0.03}_{-0.07}$ MODIFIED TO 0.1±0.07(5X)	S.T.CHU	3-5-2004

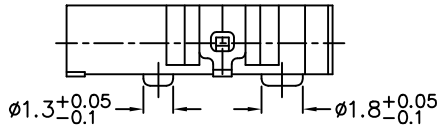

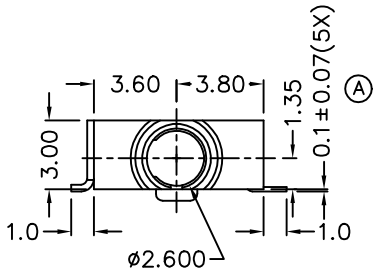

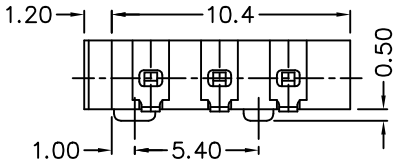

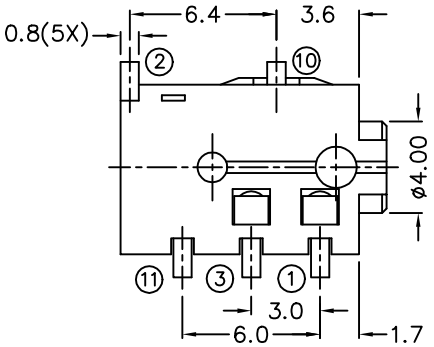

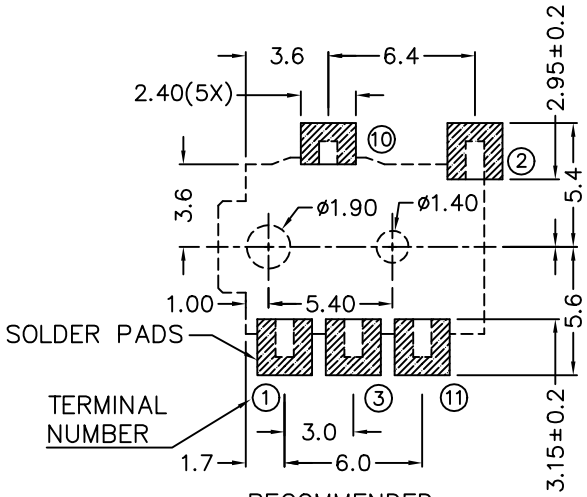

RECOMMENDED SOLDER PAD LAYOUT

MODEL NO.	MSJ-2665	MSJ-2664A	MSJ-2663	MSJ-2663A
SCHEMATIC	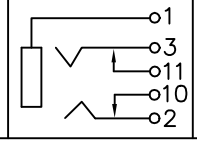	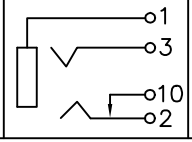	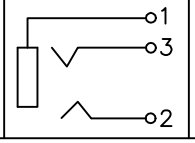	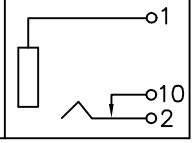

* MATERIAL

TERMINAL 1 : COPPER ALLOY
TERMINAL 2 : COPPER ALLOY
TERMINAL 3 : COPPER ALLOY
TERMINAL 10 : BRASS
TERMINAL 11 : COPPER ALLOY
HOUSING : PA6T

SPECIFICATIONS

1 Insulation resistance of adjacent open terminals shall not be less than 50 Megohms when measured with 500 Volts resistance meter.
2 Connector shall withstand 500 Volts (RMS) between adjacent open terminal for one minute.
3 Contact resistance of normally closed terminals shall not exceed 0.03 ohms when measured at a current of one Ampere by Voltage drop method.
4 Connector shall withstand 5,000 cycles of insertions and withdrawal with testing plug , contact resistance shall not exceed 0.1 ohm.

PYEONG HWA ELECTRONICS CO.

PART NAME	2.5mm SMD STEREO JACK	TOLERANCE UNLESS OTHERWISE SPECIFIED:	0.0±0.2 / 0.00±0.1 / 0.000±0.05	UNIT: mm	DESIGN	J.JIANG	DATE 3-5-2004
PART NO.	MSJ-266				DRAWING	J.JIANG	DATE 3-5-2004
					CHECK		DATE
					APPROVAL		DATE

SCALE	3:1
MATERIAL	*
DWG. NO.	TZ\TG266-PA6T/B
SHEET	

DCF-04/A